


NODHA®

Quality, Your Value, Our Life



NODHA®

Portable Cutting & Machining Tools

Pipe Cold Cutting & Beveling Machine
Portable Pipe Beveling Machine

YouTube



LinkedIn



facebook



Nodha Industrial Co.,Ltd
Nodha Industrial Technology (Wuxi) Co.,Ltd

Add: 6th Floor, 12nd Building, No. 9 XingYang Road,
Wuxi 214082, China.

Tel: 86 510 8580 9585 Fax: 86 510 8580 8563

E-mail: info@nodha.com sales@nodha.com

Web: www.nodha.com

Distributor:



EN IEC 61000-6-2:2019
EN ISO 12100:2010
EN 13128:2001+A2:2009
EN 60204-1:2018

ISO9001

Due to continuous product development all dimensions and specifications listed above may be subject to alteration without prior notice NODHA accepts no responsibility for any circumstance arising due to any changes that may result.
©NODHA

OD-Mounted Auto-Feed Pipe Beveling Machine

This series machine adopts METABO motor, main applied in the field of power plant pipeline installation, chemical industry, shipbuilding, especially pipeline prefabrication and low clearance on site working, such as maintain thermal power auxiliary equipment, boiler pipe valve.

METABO Motor Specification:
 Model: BEV 1300-2
 230V -50/60 HZ 1300W 6.0A
 N 3300r/Min (rpm)
 Made in Germany



Features

- OD-Mounted Compact design, good rigidity
- Light weight Tool feed/back automatically
- Adjustable speed Original German METABO motor
- Ingenious centering device, easy for process various of pipe size

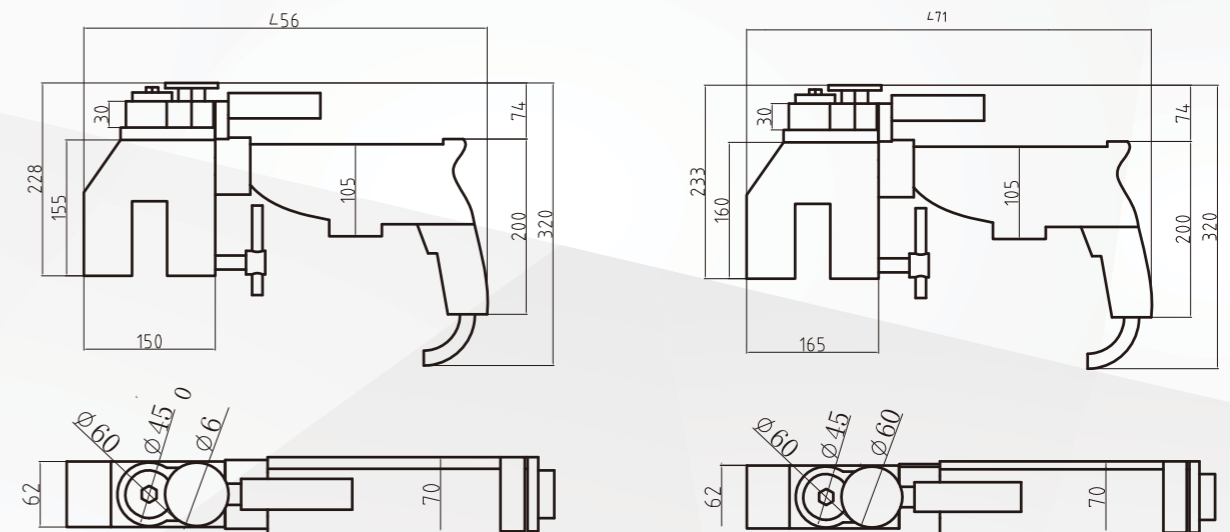


Specification

Model	AF-63E	AF-63P	AF-76E	AF-76P
Driven	Electric	Pneumatic	Electric	Pneumatic
Power Supply	220-230V 1PH 50/60HZ	900L/Min@0.6Mpa	220-230V 1PH 50/60HZ	900L/Min@0.6Mpa
Motor Power	1300W	1HP	1300W	1HP
Working Range (OD)	28-63mm	28-63mm	42-76mm	42-76mm
Clamping Pad Size	28, 32, 42, 45, 48, 51, 54, 57, 60, 63.5		42, 45, 48, 51, 54, 57, 60, 63.5, 68, 76	
Wall Thickness	≤12mm	≤12mm	≤12mm	≤12mm
Rotation Speed	70 - 175RPM		70 - 175RPM	
Working Weight	8kgs	8.5kgs	8.5kgs	9kgs
Shipping Weight	16kgs	17kgs	17kgs	18kgs
Packing Size	590x410x170mm		590x410x170mm	

* Custom-made clamp size is available

Dimension Figure



Tooling Chart

Description	Part No.	Application	Sketch
Tungsten Facing tool 12x12mm	TF-4512	AF-63/76, Facing Tool	
Tungsten Beveling tool 12x12mm	TB-4012-30°	AF-63/76, 30° beveling	
Tungsten Beveling tool 12x12mm	TB-4012-37.5°	AF-63/76, 37.5° beveling	

Other Products

Flange Facing Machine



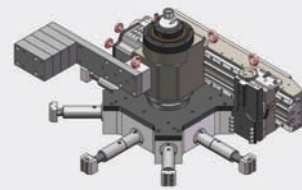
FE305 Flange Facing Machine




FI355M Flange Facer




FI700 Flange Facing Machine



FI1000 Flange Facing Machine



FI1500 Flange Facing Machine



FI2000 Flange Facing Machine

Flange Tool



Hydraulic Flange Spreaders



Collet Style Flange Spreaders



Hydraulic Fixed Flange Alignment Tool



Hydraulic Nut Splitters OX312-series (Single blade)



Hand Pump



Light Weight Hand Pump

Plate Beveling Machine



GBM-6D



GBM-12D



GBM-16D

Plate Edge Milling Machine



GMMA-60S



GMMA-80A



GMMA-80R



GCM-R3TD

Slag Remove Machine

GDM-265D



GDM-3120D



CNC Plate Edge Milling Machine

GMM-VF1500A



GMM-VS/XS

