

AIR TOOLS



- 1
- 2
- 3
- 4
- 5
- 6
- 7
- 8
- 9
- 10
- 11

8.2

CONTACT

ATA
IDA Business & Technology Park,
Killygarry, Cavan, Co. Cavan,
H12 DK46,
Ireland
















Tel: +353 49 435 2138
Fax: +353 49 432 6298
Email: ask@atagroup.ie

atagroup.com












ONLINE





Icon Library	1310
Pencil Grinders	1311
 Oil Free Pencil Grinder - SPT line	1312
 Pencil Grinder - SPM line	1313
 Small Angle Sander - RPM25R	1314
 Oil Free Turbine Pencil Grinder - ST100	1315
Die Grinders	1317
 Straight Die Grinder - SDM Line	1318
 Low Vibration Die Grinder - SMD30LR	1319
 Low Vibration Die Grinder - SMD25LR & SMD18LR	1320
 High Power Die Grinder - SM Line	1321
 Extended Straight Die Grinder - SMX Line	1322
 Extended Spindle Straight Die Grinder - SX Line	1323
 Extended Straight Die Grinder - SHG18LR	1324
Angle Grinders	1325
 Angle Grinder - RA12M Line	1326
 Angle Grinder - RA14 Line	1327
 Large Angle Grinder - RA8-AVH & RA6-AVH	1328
 High Powered Angle Grinder - RA1650 Line	1332



Sanders	1333
 Small Angle Sander - RAM20LR & RAM10LR	1334
 Extended Right Angle Sander - RAMX13LR	1335
 Small Angle Sander - RAM16L	1336
 Angle Sander - RA14S-125PA5	1337
 Angle Sander - RA12M-SM14	1338
 High Powered Sander - RA1650-S Line	1339
 Low Speed Angle Sander - RA5	1340
 Low Speed Sander/Polisher - S5L	1341
 Extended Low Speed Sander/Polisher - STX Line	1342
Belt Sanders	1343
 Belt Sander - RALM20L & RALM10L	1344
 Belt Sander - BLM16L	1345
Contact Arms - RALM20L & RALM10L & BLM16L	1346
Information and Accessories	1347
Accessories	1348
Collets	1351
Safety Levers	1352
Hoses	1352
Side Handles	1352
Lubrication	1353
Maintenance	1354
Vibration & Noise Levels	1354

1



2



3



4



5



6



7



8



9



10



11



- 1
- 2
- 3
- 4
- 5
- 6
- 7
- 8
- 9
- 10
- 11

FEATURES & SAFETY



Low Vibration



Wear Protective Goggles



Wear Protective Mask



Wear Ear Protection



Oil Required



Oil Free

MODEL SPECIFICATIONS

 Speed (rpm)	 Power (hp)	 Power (watt)	 Weight (kg)	 Weight (lb)	 Length (mm)	 Height (mm)	 Air Consumption (m ³ /min)	 Air Consumption (cfm)
 Noise Level (db.(A))	 Standard Collet Size (mm)	 Collet Options (mm)	 Collet Type	 Exhaust Type	 Lever Type	 Spindle Thread	 Auto-balancer	 Side Handle Type

CONSUMABLES

 Tungsten Carbide Burs	 Tungsten Carbide Burs (Solid)	 Mounted Points	 Flexidisc®	 Mini-Flexidisc™
 Flap Discs	 Jumbo Flap Discs	 Minidiscs	 Quickchange Discs	
 Fibre Discs	 Belts	 Flapwheels	 Wire Cup Brushes	

BELT SANDERS

→ BELT SANDERS



1



2



3



4



5



6



7



8



9



10



11

BELT SANDER - RALM20L & RALM10L

Features & Benefits

- Compact design for light sanding applications
- Multiple arm options to suit a range of belt sizes
- Quick and easy belt change
- Moulded sleeve for improved ergonomics, operator comfort and insulation



Movie



Model	RALM20L	RALM10L
Speed (rpm)	20,000	12,000
Power (hp)	0.40	0.40
Power (watt)	300	300
Weight (kg)	0.79	0.79
Weight (lb)	1.74	1.74
Length (mm)	278.00	278.00
Height (mm)	79.00	79.00
Air Consumption (m ³ /min)	0.57	0.57
Air Consumption (cfm)	20.13	20.13
Noise Level (db.(A))	74	74
Exhaust Type	Rear	Rear
Lever Type	Safety lever	Safety lever

Recommended Consumables

963 	Available Accessories see page 1349
Belts	


Always ensure that the speed of the air tool never exceeds the maximum operating speed of the consumable.

BELT SANDER - BLM16L



Features & Benefits

- Ideally suited to medium sanding applications
- Multiple arms available to suit a range of belts
- Quick and easy belt change
- Moulded sleeve for improved ergonomics, operator comfort and insulation



Model	BLM16L
Speed (rpm)	16,000
Power (hp)	0.50
Power (watt)	375
Weight (kg)	1.30
Weight (lb)	2.86
Length (mm)	373.00
Height (mm)	113.00
Air Consumption (m ³ /min)	0.60
Air Consumption (cfm)	21.19
Noise Level (db.(A))	73
Exhaust Type	Front
Lever Type	Safety lever

Recommended Consumables

963

Belts

Available Accessories
see page 1348

Always ensure that the speed of the air tool never exceeds the maximum operating speed of the consumable.

CONTACT ARMS - RALM20L & RALM10L

Standard Contact Arm

Belt Size (Metric)	Belt Size (Fractional)	Wheel Ø (Metric)	Wheel Ø (Fractional)	Wheel Type	Contact Arm Part No:
305mm x 12mm	12" x 1/2"	16mm	5/8"	Rubber	515-133-20

Optional Contact Arm

Belt Size (Metric)	Belt Size (Fractional)	Wheel Ø (Metric)	Wheel Ø (Fractional)	Wheel Type	Contact Arm Part No:
457mm x 12mm	18" x 1/2"	16mm	5/8"	Rubber	515-134-20
457mm x 12mm	18" x 1/2"	8mm	5/16"	Steel	515-136-20
305mm x 12mm	12" x 1/2"	8mm	5/16"	Steel	515-135-20
305mm x 6mm	12" x 1/4"	8mm	5/16"	Steel	515-137-20
457mm x 6mm	18" x 1/4"	8mm	5/16"	Steel	515-138-20
330mm x 12mm	13" x 1/2"	16mm	5/8"	Rubber	515-100-20
305mm x 12mm	12" x 1/2"	8mm	5/16"	Rubber	515-071-20

CONTACT ARMS - BLM16L

Standard Contact Arm

Belt Size (Metric)	Belt Size (Fractional)	Wheel Ø (Metric)	Wheel Ø (Fractional)	Wheel Type	Contact Arm Part No:
480mm x 20mm	19" x 3/4"	25mm	1"	Rubber	516-015-20 *

Optional Contact Arm

Belt Size (Metric)	Belt Size (Fractional)	Wheel Ø (Metric)	Wheel Ø (Fractional)	Wheel Type	Contact Arm Part No:
480mm x 25mm	19" x 1"	25mm	1"	Rubber	516-029-20
457mm x 20mm	18" x 3/4"	25mm	1"	Rubber	516-027-20
480mm x 20mm	19" x 3/4"	14mm	9/16"	Rubber	516-028-20
480mm x 12mm	19" x 1/2"	25mm	1"	Rubber	516-026-20
480mm x 12mm	19" x 1/2"	16mm	5/8"	Rubber	516-024-20
610mm x 12mm	24" x 1/2"	16mm	5/8"	Rubber	516-025-20
457mm x 12mm	18" x 1/2"	8mm	5/16"	Steel	516-040-20
457mm x 6mm	18" x 1/4"	16mm	5/8"	Rubber	516-041-20
457mm x 12mm	18" x 1/2"	16mm	5/8"	Rubber	516-042-20
457mm x 12mm	18" x 1/2"	25mm	1"	Rubber	516-043-20
457mm x 12mm	18" x 1/2"	16mm	5/8"	Rubber	516-045-20
457mm x 6mm	18" x 1/4"	16mm	5/8"	Steel	516-046-20
457mm x 20mm	18" x 3/4"	14mm	9/16"	Rubber	516-047-20
457mm x 6mm	18" x 1/4"	11mm	7/16"	Steel	516-048-20

*Please order platen separately, part number 516-022-20

1

2

3

4

5

6

7

8

9

10

11

Index



INFORMATION AND ACCESSORIES

- ACCESSORIES
- COLLETS
- SAFETY LEVERS
- HOSES
- SIDE HANDLES
- LUBRICATION
- MAINTENANCE
- NOISE AND VIBRATION

1	
2	
3	
4	
5	
6	
7	
8	
9	
10	
11	



Belt Sander

Model	Hose Included	Hose Part Number	Overhose Part Number	Hose Set Part Number	Allen Key Part Number	Pin Key Part Number	Spanner Part Number	Safety Lever Part Number
BLM16L	No	177-121-20	N/A	N/A	109-118-00 & 109-031-00	N/A	N/A	140-650-20

Angle Grinders

Model	Hose Included	Hose Part Number	Overhose Part Number	Hose Set Part Number	Allen Key Part Number	Pin Key Part Number	Spanner Part Number	Safety Lever Part Number
RA12M-100	Yes	177-121-20	177-950-20	177-053-20	109-118-00	N/A	N/A	140-651-20
RA12M-100A	Yes	177-121-20	177-950-20	177-053-20	109-118-00	N/A	N/A	140-651-20
RA12M-115	Yes	177-121-20	177-950-20	177-053-20	109-118-00	N/A	N/A	140-651-20
RA12M-115A	Yes	177-121-20	177-950-20	177-053-20	109-118-00	N/A	N/A	140-651-20
RA12M-B	Yes	177-121-20	177-950-20	177-053-20	N/A	N/A	255-612-10	140-651-20
RA12M-C	Yes	177-121-20	177-950-20	177-053-20	N/A	N/A	255-611-10 & 255-462-10	140-651-20
RA14-100DS1	No	177-338-20	N/A	N/A	109-118-00 & 109-101-00	255-662-10	255-612-10	140-650-20
RA14-100PA4	No	177-338-20	N/A	N/A	109-118-00 & 109-101-00	255-662-10	N/A	140-650-20
RA14-115DS1	No	177-338-20	N/A	N/A	109-118-00 & 109-101-00	255-419-10	255-612-10	140-650-20
RA14-115PA4	No	177-338-20	N/A	N/A	109-118-00 & 109-101-00	255-419-10	N/A	140-650-20
RA14-125DS1	No	177-338-20	N/A	N/A	109-118-00 & 109-101-00	255-419-10	255-612-10	140-650-20
RA14-125PA4	No	177-338-20	N/A	N/A	109-118-00 & 109-101-00	255-419-10	N/A	140-650-20
RA14-125DS8	No	177-338-20	N/A	N/A	109-118-00 & 109-101-00	255-419-10	255-612-10	140-650-20
RA1650-115A	No	177-003-20	177-014-00	N/A	N/A	255-419-10	N/A	140-651-20
RA1650-125A	No	177-003-20	177-014-00	N/A	N/A	255-419-10	N/A	140-651-20

Angle Sander

Model	Hose Included	Hose Part Number	Overhose Part Number	Hose Set Part Number	Allen Key Part Number	Pin Key Part Number	Spanner Part Number	Safety Lever Part Number
RA14S-125PA5	No	177-338-20	N/A	N/A	109-002-00	255-419-10	N/A	140-650-20
RA12M-SM14	Yes	177-121-20	177-950-20	177-053-20	N/A	255-419-10	255-612-10	140-651-20
RA1650-SM14A	No	177-003-20	177-014-00	N/A	N/A	255-419-10	N/A	140-651-20
RA1650-S58A	No	177-003-20	177-014-00	N/A	N/A	255-419-10	N/A	140-651-20

Small Angle Sander

Model	Hose Included	Hose Part Number	Overhose Part Number	Hose Set Part Number	Allen Key Part Number	Pin Key Part Number	Spanner Part Number	Safety Lever Part Number
RAM16L	No	177-121-20	N/A	N/A	N/A	N/A	255-612-10 & 255-611-10	140-650-20

Low Speed Angle Sander

Model	Hose Included	Hose Part Number	Overhose Part Number	Hose Set Part Number	Allen Key Part Number	Pin Key Part Number	Spanner Part Number	Safety Lever Part Number
RA5	No	177-314-20	N/A	N/A	N/A	255-419-10	255-612-10	140-719-20

Large Angle Grinder

Model	Hose Included	Hose Part Number	Overhose Part Number	Hose Set Part Number	Allen Key Part Number	Pin Key Part Number	Spanner Part Number	Safety Lever Part Number
RA6-AVH	No	177-312-20	N/A	N/A	109-118-00	255-419-10	255-612-10	140-719-20
RA8-AVH	No	177-312-20	N/A	N/A	109-118-00	255-419-10	255-612-10	140-719-20

Belt Sander

Model	Hose Included	Hose Part Number	Overhose Part Number	Hose Set Part Number	Allen Key Part Number	Pin Key Part Number	Spanner Part Number	Safety Lever Part Number
RALM10L	Yes	177-121-20	177-945-20	177-122-20	109-118-00	255-419-10	255-612-10	140-651-20
RALM20L	Yes	177-121-20	177-945-20	177-122-20	109-118-00	255-419-10	255-612-10	140-651-20

Small Angle Sander

Model	Hose Included	Hose Part Number	Overhose Part Number	Hose Set Part Number	Allen Key Part Number	Pin Key Part Number	Spanner Part Number	Safety Lever Part Number
RAM10LR	Yes	177-121-20	177-945-20	177-122-20	N/A	N/A	255-611-10 & 255-462-10	140-651-20
RAM20LR	Yes	177-121-20	177-945-20	177-122-20	N/A	N/A	255-611-10 & 255-462-10	140-651-20



Description	Part Number
75mm Spindle Extension	420-002-20
125mm Spindle Extension	420-003-20

75mm and 125mm extended spindles can be easily fitted to the **RAM20LR** and **RAM10LR** allowing for sanding in difficult to access areas.

Extended Right Angle Sander

Model	Hose Included	Hose Part Number	Overhose Part Number	Hose Set Part Number	Allen Key Part Number	Pin Key Part Number	Spanner Part Number	Safety Lever Part Number
RAMX13LR	Yes	177-121-20	177-950-20	177-053-20	N/A	N/A	255-462-00 & 255-611-10	140-651-20

Small Angle Sander

Model	Hose Included	Hose Part Number	Overhose Part Number	Hose Set Part Number	Allen Key Part Number	Pin Key Part Number	Spanner Part Number	Safety Lever Part Number
RPM25R	Yes	177-010-20	177-016-20	177-012-20	N/A	N/A	255-322-10 & 255-352-10	N/A

Low Speed Sander/Polisher

Model	Hose Included	Hose Part Number	Overhose Part Number	Hose Set Part Number	Allen Key Part Number	Pin Key Part Number	Spanner Part Number	Safety Lever Part Number
S5L	No	177-314-20	N/A	N/A	N/A	N/A	255-612-10 & 255-611-10	140-650-20

Straight Die Grinder

Model	Hose Included	Hose Part Number	Overhose Part Number	Hose Set Part Number	Allen Key Part Number	Pin Key Part Number	Spanner Part Number	Safety Lever Part Number
SDM26L	No	177-121-20	N/A	N/A	N/A	N/A	255-462-10 & 255-611-10	140-651-20
SDM26LR	Yes	177-121-20	177-945-20	177-122-20	N/A	N/A	255-462-10 & 255-611-10	140-651-20
SDM30L	No	177-121-20	N/A	N/A	N/A	N/A	255-462-10 & 255-611-10	140-651-20
SDM30LR	Yes	177-121-20	177-945-20	177-122-20	N/A	N/A	255-462-10 & 255-611-10	140-651-20
SDM37L	No	177-121-20	N/A	N/A	N/A	N/A	255-462-10 & 255-611-10	140-651-20
SDM37LR	Yes	177-121-20	177-945-20	177-122-20	N/A	N/A	255-462-10 & 255-611-10	140-651-20

1



2



3



4



5



6



7



8



9



10



11

1

Extended Straight Die Grinder

Model	Hose Included	Hose Part Number	Overhose Part Number	Hose Set Part Number	Allen Key Part Number	Pin Key Part Number	Spanner Part Number	Safety Lever Part Number
SHG18LR	Yes	177-003-20	177-005-20	N/A	N/A	N/A	255-612-10 & 255-611-10	140-650-20

2

High Power Die Grinders

Model	Hose Included	Hose Part Number	Overhose Part Number	Hose Set Part Number	Allen Key Part Number	Pin Key Part Number	Spanner Part Number	Safety Lever Part Number
SM10L	No	177-121-20	N/A	N/A	N/A	N/A	255-612-10 & 255-005-10	140-651-20
SM10LR	Yes	177-121-20	177-950-20	177-053-20	N/A	N/A	255-612-10 & 255-005-10	140-651-20
SM16L	No	177-121-20	N/A	N/A	N/A	N/A	255-612-10 & 255-005-10	140-651-20
SM16LR	Yes	177-121-20	177-950-20	177-053-20	N/A	N/A	255-612-10 & 255-005-10	140-651-20
SM25L	No	177-121-20	N/A	N/A	N/A	N/A	255-612-10 & 255-005-10	140-651-20
SM25LR	Yes	177-121-20	177-950-20	177-053-20	N/A	N/A	255-612-10 & 255-005-10	140-651-20

4

Low Vibration Die Grinders

Model	Hose Included	Hose Part Number	Overhose Part Number	Hose Set Part Number	Allen Key Part Number	Pin Key Part Number	Spanner Part Number	Safety Lever Part Number
SMD18LR	Yes	177-121-20	177-950-20	177-053-20	N/A	N/A	255-612-10 & 255-005-10	140-651-20
SMD25LR	Yes	177-121-20	177-950-20	177-053-20	N/A	N/A	255-612-10 & 255-005-10	140-651-20
SMD30LR	Yes	177-121-20	177-950-20	177-053-20	N/A	N/A	255-611-10 & 255-462-10	140-651-20

5

Extended Straight Die Grinders

Model	Hose Included	Hose Part Number	Overhose Part Number	Hose Set Part Number	Allen Key Part Number	Pin Key Part Number	Spanner Part Number	Safety Lever Part Number
SMX10L	No	177-121-20	N/A	N/A	N/A	N/A	255-612-10 & 255-611-10	140-651-20
SMX10LR	Yes	177-121-20	177-950-20	177-053-20	N/A	N/A	255-612-10 & 255-611-10	140-651-20
SMX16L	No	177-121-20	N/A	N/A	N/A	N/A	255-612-10 & 255-611-10	140-651-20
SMX16LR	Yes	177-121-20	177-950-20	177-053-20	N/A	N/A	255-612-10 & 255-611-10	140-651-20
SMX25L	No	177-121-20	N/A	N/A	N/A	N/A	255-612-10 & 255-611-10	140-651-20
SMX25LR	Yes	177-121-20	177-950-20	177-053-20	N/A	N/A	255-612-10 & 255-611-10	140-651-20

7

Pencil Grinders

Model	Hose Included	Hose Part Number	Overhose Part Number	Hose Set Part Number	Allen Key Part Number	Pin Key Part Number	Spanner Part Number	Safety Lever Part Number
SPM45R	Yes	177-123-20	177-055-20	177-054-20	N/A	N/A	255-101-00	N/A
SPM60R	Yes	177-123-20	177-055-20	177-054-20	N/A	N/A	255-101-00	N/A
SPM80R	Yes	177-123-20	177-055-20	177-054-20	N/A	N/A	255-101-00	N/A

8

9

10

11


Turbine Pencil Grinder

Model	Hose Included	Hose Part Number	Overhose Part Number	Hose Set Part Number	Allen Key Part Number	Pin Key Part Number	Spanner Part Number	Safety Lever Part Number
SPT100R	Yes	177-123-20	177-055-20	177-054-20	N/A	N/A	255-101-00	N/A
SPT80R	Yes	177-123-20	177-055-20	177-054-20	N/A	N/A	255-101-00	N/A
ST100	Yes	177-010-20	N/A	N/A	N/A	N/A	255-101-00	N/A

Low Speed Sander/Polish

Model	Hose Included	Hose Part Number	Overhose Part Number	Hose Set Part Number	Allen Key Part Number	Pin Key Part Number	Spanner Part Number	Safety Lever Part Number
STX3L	No	177-314-20	N/A	N/A	N/A	N/A	255-612-10 & 255-611-10	140-719-20
STX5L	No	177-314-20	N/A	N/A	N/A	N/A	255-612-10 & 255-611-10	140-719-20

Extended Spindle Straight Die Grinder

Model	Hose Included	Hose Part Number	Overhose Part Number	Hose Set Part Number	Allen Key Part Number	Pin Key Part Number	Spanner Part Number	Safety Lever Part Number
SX10LR	Yes	177-314-20	177-114-20	177-053-20	N/A	N/A	255-611-10 & 255-462-10	140-650-20
SX16LR	Yes	177-314-20	177-114-20	177-053-20	N/A	N/A	255-611-10 & 255-462-10	140-650-20
SX22LR	Yes	177-314-20	177-114-20	177-053-20	N/A	N/A	255-611-10 & 255-462-10	140-650-20

COLLETS



CA TYPE

CB TYPE

CC TYPE

CD TYPE

Size	Part Number	Size	Part Number	Size	Part Number	Size	Part Number
3/32"	n/a	3/32"	n/a	3/32"	133-103-10	3/32"	133-113-10
1/8"	133-123-10	1/8"	133-126-10	1/8"	133-102-10	1/8"	133-112-10
1/4"	133-107-10	1/4"	133-116-10	1/4"	n/a	1/4"	n/a
3/8"	133-125-10	3/8"	n/a	3/8"	n/a	3/8"	n/a
2.34mm	n/a	2.34mm	n/a	2.34mm	133-103-10	2.34mm	133-113-10
3.0mm	133-123-10	3.0mm	133-126-10	3.0mm	133-101-10	3.0mm	133-115-10
6.0mm	133-121-10	6.0mm	133-122-10	6.0mm	n/a	6.0mm	n/a
8.0mm	133-124-10	8.0mm	n/a	8.0mm	n/a	8.0mm	n/a
10.0mm	133-106-10	10.0mm	n/a	10.0mm	n/a	10.0mm	n/a

- 1
- 2
- 3
- 4
- 5
- 6
- 7
- 8
- 9
- 10
- 11

SAFETY LEVERS



Part No: 140-650-20

Part No: 140-719-20

Part No: 140-651-20

Hoses	Tool Inlet Thread	Hose Assembly Thread Details	Hose Length m	Inlet Hose	Inlet Hose Dimensions	Over Hose	Over Hose Dimensions	Hose Set
ST	M8 Female	M8 Male x 1/4" Male	1	177-010-20	1 m x Ø6mm	N/A	N/A	N/A
SPT / SPM / RPM	M8 Female	M8 Male x 1/4" Male	1	177-123-20	1 m x Ø6mm	177-055-20	0.5 m x Ø16mm	177-054-20
SDM / RAM / BLM / RALM	1/4" Female	1/4" Male x 1/4" Male	2	177-121-20	2 m x Ø8mm	177-945-20	1 m x Ø22mm	177-122-20
SM / SMX / SXM / SMD / RA12	1/4" Female	1/4" Male x 1/4" Male	2	177-121-20	2 m x Ø8mm	177-950-20	1 m x Ø34mm	177-053-20
RA14	1/2" Female	1/2" Male x 1/2" Male	3	177-338-20	3 m x Ø12mm	N/A	N/A	N/A
RA6 / RA8	3/4" Male	3/4" Female x 1/2" Male	3	177-312-20	3 m x Ø16mm	N/A	N/A	N/A
SHG	3/4" Female	3/4" Female x 1/2" Male	3	177-003-20	3 m x Ø16mm	N/A	N/A	N/A
RA1650	1/2" Female	1/2" Male x 3/8" Male	1.5	177-003-20	1.5 m x Ø12mm	177-014-00	1.0 m x Ø40mm	N/A

SIDE HANDLES



Part No: 140-756-20

Part No: 140-792-20

Type	Description	Safety Lever Part Number
S	Solid handle, Rugged design	140-756-20
A	Rugged all rubber handle. Comfortable ergonomic design with rubber isolation buffer for reduced vibration	140-792-20

LUBRICATION



ATA Vitalizer

The ATA vitalizer units remove moisture and harmful solids from the air stream and create an airborne 'micro fog' of oil which lubricates your ATA air motor, maintaining performance and ensuring long service life.

Part Number	Type	Connection Thread	SCFM	CU.M/min
AFLRG-1/4	Automatic drain filter with micro fog lubricator and mounting bracket	1/4"	40	1.2
AFLRG-1/2	Automatic drain filter with regulator, gauge, micro fog lubricator and mounting bracket	1/2"	120	3.4

LUBRICATION OIL

Gear lubrication: Part number: 008/GEARLUBE-1L

All ATA right angle grinders and sanders are fitted with high quality gears. In order to maximise the service life of the gears it is necessary to ensure that they are properly lubricated. ATA tools utilize a slow release oiling system which releases the oil onto the gears when the tool is running and re-absorbs the oil when the tool is stopped. Where tools are in constant use the oil should be replenished daily through the oil screw fitted in the angle head of the tool. ATA recommends the use of ATA Gear lube or any high quality 68 cSt gear oil. Failure to lubricate gears will void all warranties.

Motor lubrication: Part number: 008/ATALUBE-1L

ATA recommends the use of ATALUBE air motor oil (or other high quality 10cSt oil) in all vane type motors when using ATA Micro Fog Lubricators. The oil drip rate can be set as shown in the table, remember that only 10% of the drip is actually delivered to the air supply, the remainder is returned to the main oil reservoir. Failure to properly lubricate a vane motor will void all warranties. Note: With turbine models such as the ST100 and SPT Line, lubrication oil should NOT be used.

The drip rates shown are approximate settings. If there is too much oil from the exhaust of the machine, the drip rate should be reduced slightly. These drip rates may not apply to lubrication units from other manufacturers. It is easiest to begin with a high drip rate, and reduce to the correct setting.

Motor Power		Micro fog Unit Size	Drips per Minute
kw	hp		
0.1	0.2	1/4"	10
0.2	0.2	1/4"	10
0.2	0.3	1/4"	12
0.2	0.3	1/4"	15
0.3	0.4	1/4"	15
0.4	0.5	1/4"	15
0.6	0.9	1/4"	20
0.7	0.9	1/4"	20
0.8	1.1	1/4"	20
1.1	1.5	1/2"	20
1.5	2.0	1/2"	30
2.2	3.0	1/2"	30

1



2



3



4



5



6



7



8



9



10



11

MAINTENANCE

Regular maintenance is a crucial factor when assessing ongoing efficiency and safety of tool use. ATA's policy of pricing quality spare parts economically enables routine preventative maintenance to be carried out cost-effectively. This contributes to reduced risk of vibration related injuries and can extend the life of both tool and consumable.

We offer explosion diagrams for spare parts, stripping instructions and kits are available for all tools. All tools conform with EC machinery directive and its amendments and CE marking directive 2006/42/EC.

Installation and Use

1. New tool lubrication: Before connecting the tool hose to airline put 5 drops of light machine oil in end of hose. (except for SPT Series and ST100).
2. This machine must be used with a suitable airline filter and sited in a position within 3 metres of the machine. Use ATA lube or Shell Tellus 10 or equivalent, (except for SPT Series and ST100 where airline filter only should be used).
3. Ensure that the air pressure does not exceed 6.3 bar.
4. When using mounted points or burs, the recommended overhang from the collet is 10mm.
5. Do not use incorrectly mounted or damaged insert tools as this may result in excessive vibration levels.
6. The operating speed of the tool should never exceed the maximum operating speed of the consumable.
7. Use protective glasses, ear protectors and gloves when using any air tool.
8. In the event of an energy failure, always ensure that any tool with a roll throttle is left in the off position.

Managing Vibration

Hand Arm Vibration Syndrome (HAVS) and work related upper limb disorder (WRULD) are collective terms covering a number of potential serious injuries associated with extensive use of percussion and rotary tools, of which vibration white finger (VWF) is the most commonly recognised. It has been widely acknowledged that vibration generated from hand held power tools is the major contributory factor in such ailments and unless managed in line with current EU legislation and standards the loss of potential downtime from possible injury cannot be guaranteed.

All of our products and services have been designed and implemented recognising the related vibration risk. ATA strive to deliver the customer maximum productivity, whilst ensuring minimum impact to operators health.

Continuous improvements to assist vibration and noise management such as auto-balancers, anti-vibration handles and rear exhausts have been designed to optimise efficiency in order to reduce finger on trigger time (FOTT). We aim to ensure consumables are matched to grinders for optimum performance and both are manufactured to comply with all CE regulations. Our close relationship to our sister companies, producing burs and abrasive consumables, provides competitive advantage in our unparalleled product knowledge in the best tool to consumable combination, offering the lowest possible vibration and highest possible productivity.

VIBRATION & NOISE LEVELS

The vibration levels published in this document are in accordance with the ISO 28927 series of test standards. The noise levels published are in accordance with the ISO 15744 test standard. Please note that these tests (vibration & noise) are laboratory tests and are carried out in a controlled environment. These values may differ from values recorded in an industrial setting.

A range of factors can contribute to, and amplify the vibration exposure of an operator during a real-life grinding, sanding or deburring application. These factors include incorrect tool consumable match, poorly maintained tools, over-speeding, operator proficiency, poorly clamped workpiece etc.

The vibration values recorded in this document are not intended to be used as a substitute for an on-site risk assessment.

The noise levels recorded in this document are carried out in a controlled environment under the ISO 15744 standard. This test procedure does not account for the different structure surfaces and materials found in an open industrial setting which may amplify the recorded noise levels of the tools. The noise level values recorded in this document are not intended to be used as a substitute for an on-site risk assessment.

1



2



3



4



5



6



7



8



9



10



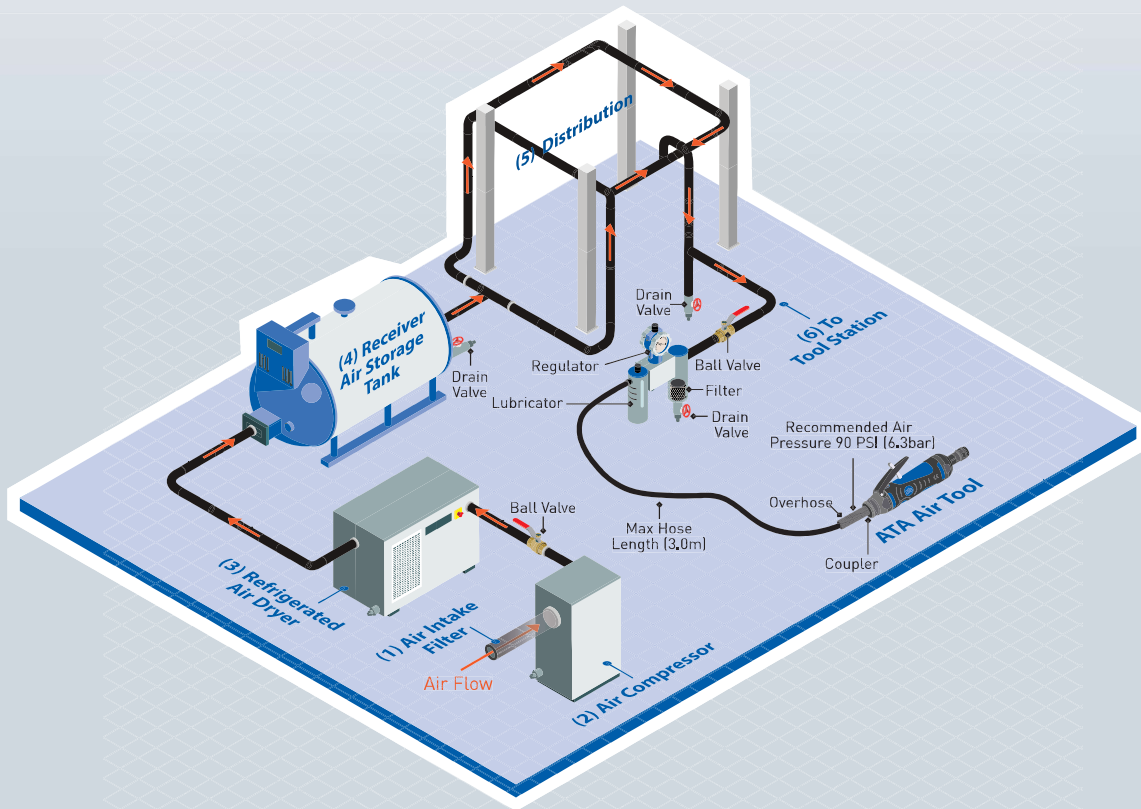
11



Part Number	Product Name	Speed	Power		Weight		Declared Vibration Level	Uncertainty K	Noise Level
		rpm	hp	Watts	Kg	lb	m/s ²	m/s ²	dbA
BLM16L	BELT SANDER	16,000	0.50	375	1.30	2.86	1.59	N/A	73
RA12M-100	ANGLE GRINDER	12,000	0.90	675	1.81	3.99	5.97	1.57	77
RA12M-100A	ANGLE GRINDER	12,000	0.90	675	1.81	3.99	2.92	1.02	77
RA12M-115	ANGLE GRINDER	12,000	0.90	675	1.81	3.99	5.85	1.48	77
RA12M-115A	ANGLE GRINDER	12,000	0.90	675	1.81	3.99	2.78	1.07	77
RA12M-B	ANGLE GRINDER	12,000	0.90	675	1.19	2.62	3.29	1.15	77
RA12M-C	ANGLE GRINDER	12,000	0.90	675	1.19	2.62	3.61	1.63	77
RA12M-SM14	ANGLE SANDER	12,000	0.90	675	1.19	2.62	3.29	1.15	77
RA14-100DS1	ANGLE GRINDER	15,000	1.50	1100	1.90	4.20	7.82	1.52	79
RA14-100PA4	ANGLE GRINDER	15,000	1.50	1100	1.90	4.20	3.41	0.73	77
RA14-115DS1	ANGLE GRINDER	13,000	1.50	1100	1.90	4.20	7.84	1.52	79
RA14-115PA4	ANGLE GRINDER	13,000	1.50	1100	1.90	4.20	3.44	0.73	77
RA14-125DS1	ANGLE GRINDER	12,000	1.50	1100	1.90	4.20	7.77	1.51	79
RA14-125DS8	ANGLE GRINDER	12,000	1.50	1100	1.90	4.20	7.77	1.51	79
RA14-125PA4	ANGLE GRINDER	12,000	1.50	1100	1.90	4.20	3.38	0.72	77
RA14S-125PA5	ANGLE SANDER	9,000	1.50	1100	1.90	4.20	3.38	0.72	75
RA1650-115A	ANGLE GRINDER	12,000	2.20	1650	2.11	4.64	5.63	0.37	91
RA1650-125A	ANGLE GRINDER	12,000	2.20	1650	2.11	4.64	5.63	0.37	91
RA1650-SM14A	ANGLE SANDER	12,000	2.20	1650	1.92	4.22	3.00	0.20	91
RA1650-S58A	ANGLE SANDER	12,000	2.20	1650	1.92	4.22	3.00	0.20	91
RAM16L	SMALL ANGLE SANDER	16,000	0.50	370	1.30	2.86	4.41	1.65	73
RA5	LOW SPEED ANGLE SANDER	5,500	1.10	820	2.75	6.05	1.25	N/A	69
RA6 AVH	LARGE ANGLE GRINDER	6,500	2.00	1500	3.50	7.70	5.33	1.35	79
RA8 AVH	LARGE ANGLE GRINDER	8,500	2.00	1500	3.50	7.70	5.33	1.35	79
RALM10L	BELT SANDER	12,000	0.40	300	0.79	1.74	1.60	N/A	74
RALM20L	BELT SANDER	20,000	0.40	300	0.79	1.74	1.73	N/A	74
RAM10LR	SMALL ANGLE SANDER	12,000	0.40	300	0.59	1.30	2.51	1.50	71
RAM20LR	SMALL ANGLE SANDERS	20,000	0.40	300	0.59	1.30	2.58	1.45	74
RAMX13LR	EXTENDED RIGHT ANGLE SANDER	13,000	1.10	820	1.30	2.86	2.26	N/A	75
RPM25R	SMALL ANGLE SANDER	25,000	0.11	85	0.23	0.51	3.86	1.88	69
S5L	LOW SPEED SANDER/POLISHER	5,000	0.85	630	1.30	2.86	2.25	N/A	66
SDM26L	STRAIGHT DIE GRINDER	25,000	0.40	300	0.52	1.14	3.14	1.31	73
SDM26LR	STRAIGHT DIE GRINDER	25,000	0.40	300	0.52	1.14	3.14	1.31	72
SDM30L	STRAIGHT DIE GRINDER	30,000	0.40	300	0.52	1.14	3.11	1.30	73
SDM30LR	STRAIGHT DIE GRINDER	30,000	0.40	300	0.52	1.14	3.11	1.30	73
SDM37L	STRAIGHT DIE GRINDER	37,000	0.40	300	0.52	1.14	3.17	1.31	75
SDM37LR	STRAIGHT DIE GRINDER	37,000	0.40	300	0.52	1.14	3.17	1.31	74
SHG18LR	EXTENDED STRAIGHT DIE GRINDER	18,000	1.50	1120	2.50	5.50	2.39	N/A	70
SM10L	HIGH POWER DIE GRINDER	10,000	1.10	820	0.75	1.65	2.99	1.29	78
SM10LR	HIGH POWER DIE GRINDER	10,000	1.10	820	0.73	1.61	2.99	1.29	77
SM16L	HIGH POWER DIE GRINDER	16,000	1.10	820	0.75	1.65	3.49	1.34	77
SM16LR	HIGH POWER DIE GRINDER	16,000	1.10	820	0.73	1.61	3.49	1.34	75
SM25L	HIGH POWER DIE GRINDER	25,000	1.10	820	0.75	1.65	3.21	1.30	74
SM25LR	HIGH POWER DIE GRINDER	25,000	1.10	820	0.73	1.61	3.21	1.31	74
SMD18LR	LOW VIBRATION DIE GRINDER	18,000	1.10	820	0.80	1.76	2.31	N/A	75
SMD25LR	LOW VIBRATION DIE GRINDER	25,000	1.10	820	0.80	1.76	2.27	N/A	77
SMD30LR	LOW VIBRATION DIE GRINDER	30,000	0.42	310	0.32	0.71	2.68	1.28	75
SMX10L	EXTENDED STRAIGHT DIE GRINDER	10,000	1.10	820	1.30	2.86	2.84	1.29	74
SMX10LR	EXTENDED STRAIGHT DIE GRINDER	10,000	1.10	820	1.30	2.86	2.84	1.29	74
SMX16L	EXTENDED STRAIGHT DIE GRINDER	16,000	1.10	820	1.30	2.86	3.19	1.31	77
SMX16LR	EXTENDED STRAIGHT DIE GRINDER	16,000	1.10	820	1.30	2.86	3.19	1.31	75
SMX25L	EXTENDED STRAIGHT DIE GRINDER	25,000	1.10	820	1.30	2.86	3.48	1.31	78
SMX25LR	EXTENDED STRAIGHT DIE GRINDER	25,000	1.10	820	1.30	2.86	3.48	1.31	77
SPM45R	PENCIL GRINDER	45,000	0.11	85	0.17	0.38	2.46	N/A	68
SPM60R	PENCIL GRINDER	60,000	0.11	85	0.17	0.38	1.92	N/A	68
SPM80R	PENCIL GRINDER	80,000	0.10	80	0.17	0.38	1.72	N/A	66
SPT100R	PENCIL GRINDER	100,000	0.08	63	0.15	0.33	1.13	N/A	70
SPT80R	PENCIL GRINDER	80,000	0.08	63	0.15	0.33	1.98	N/A	68
ST100	TURBINE PENCIL GRINDER	100,000	0.06	40	0.24	0.53	0.95	N/A	62
STX3L	LOW SPEED SANDER/POLISHER	3,000	0.85	630	1.60	3.52	1.77	N/A	66
STX5L	LOW SPEED SANDER/POLISHER	5,000	0.85	630	1.60	3.52	1.77	N/A	64
SX10LR	EXTENDED SPINDLE STRAIGHT DIE GRINDER	10,000	0.85	630	1.17	2.57	1.70	N/A	64
SX16LR	EXTENDED SPINDLE STRAIGHT DIE GRINDER	16,000	0.85	630	1.17	2.57	2.67	1.67	65
SX22LR	EXTENDED SPINDLE STRAIGHT DIE GRINDER	22,000	0.85	630	1.17	2.57	2.67	1.67	70



TYPICAL AIR TOOL INSTALLATION IN INDUSTRIAL ENVIRONMENTS



ATA TOOLS CORRECT & INCORRECT INSTALLATION PROCEDURE

